

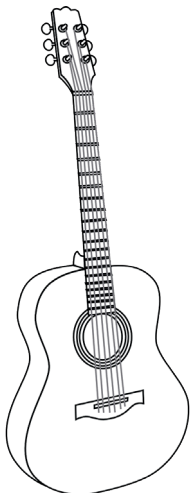








Correction



Colorie les dessins où tu entends le son [p].




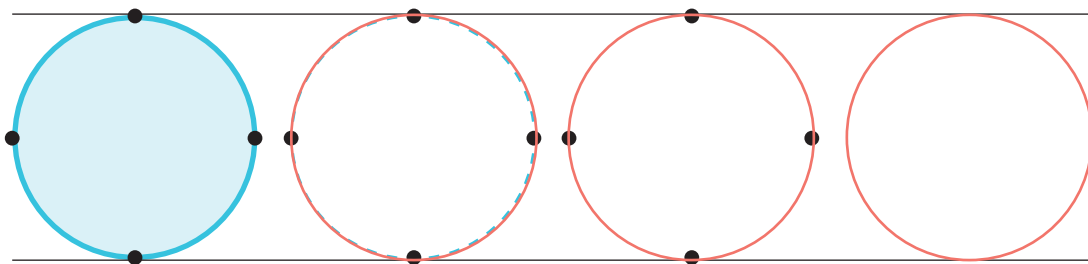
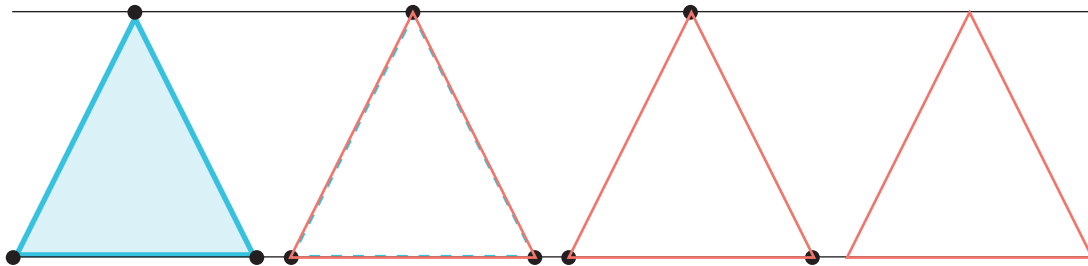
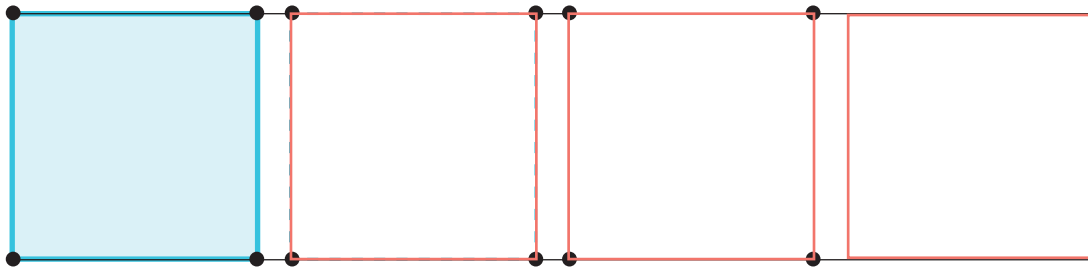




Correction





Nomme et trace les formes géométriques ci-dessous.






Correction

Prends un rouleau de papier WC ou d'essuie-tout. Tamponne des ronds sur l'illustration. Les formes deviennent des bulles.







Découpe les formes et amuse-toi à les arranger pour former différents dessins comme sur l'exemple !



Exemple : un sapin

















Correction



Découpe les dessins et range-les dans le bon cadre selon si tu entends le son [a] ou non.



[a]		[a]	
			
			








Correction



À l'aide d'un feutre, trace les bonds du mouton qui saute pour qu'il atteigne l'herbe.



Après avoir aidé le mouton à rejoindre l'herbe, tu dois maintenant aider le coq à rejoindre ses graines.





Correction



Numérote les camions du plus petit au plus grand.  
(1 = le plus petit / 3 = le plus grand)



1



3



2

Numérote les objets du plus léger au plus lourd.  
(1 = le plus petit / 3 = le plus grand)




1



3



2




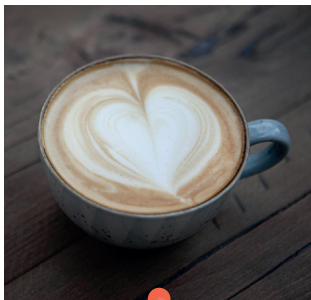







Correction

Quelles formes vois-tu dans les cafés ? Relie chaque tasse à la forme qui lui correspond.





**Mets une chanson et bouge les mains et les pieds en étant debout puis allongé.**



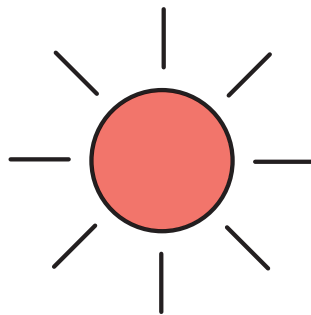





Correction





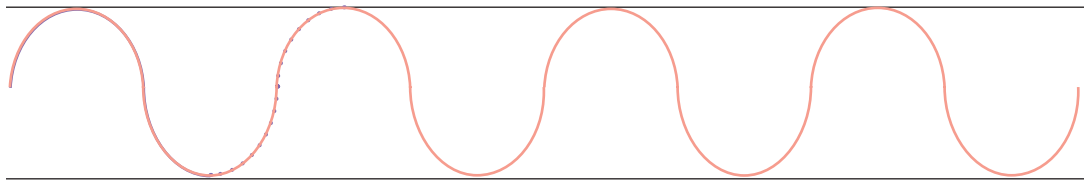
Colorie les dessins où tu entends le son [s].





Correction

Avec un crayon fais le tour de tes mains. Puis fais des lignes de graphisme.





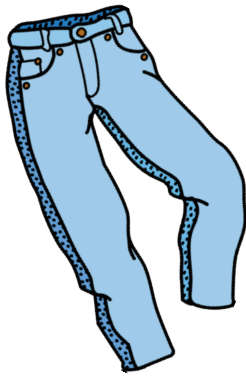
Correction



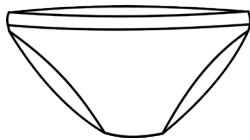
Reproduis le collier à l'identique.



Indique l'ordre des vêtements pour s'habiller.



2



1




4



3



5




7



8




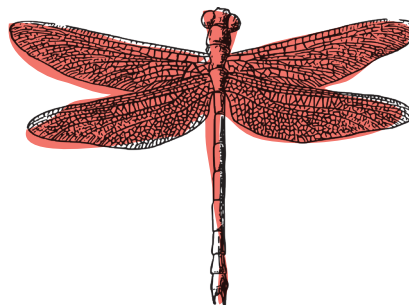

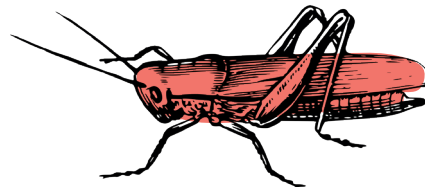



6






Correction

Colorie uniquement les insectes.





**Demande à tes parents de mettre de la musique. Reproduis des gestes avec ce que tu entends. Écoute plusieurs fois la musique pour penser aux gestes que tu vas faire.**





Correction



Observe les dessins et barre l'intrus de chaque ligne.



CHAUSSETTES



CHAPEAU




BATEAU



CHAT



FEU



FIGUE




BOIS



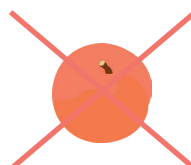
FLEUR



CARTE




CANNE



ABRICOT



CULOTTE




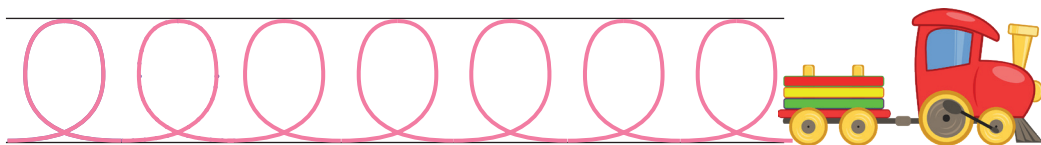
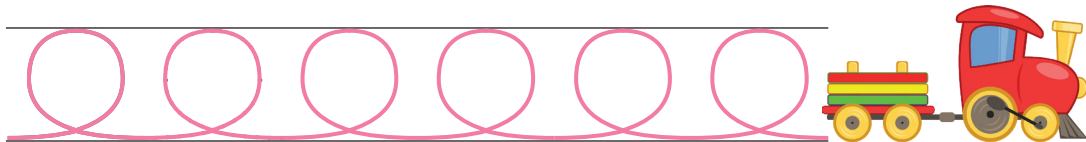
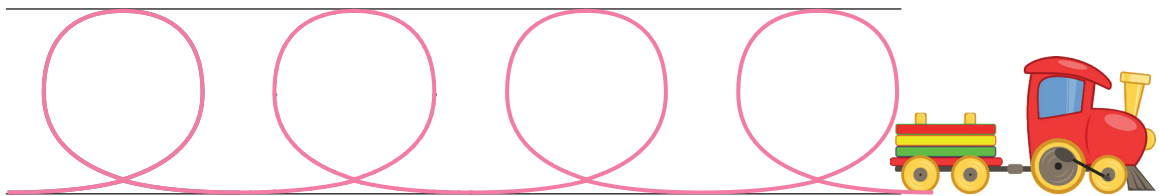
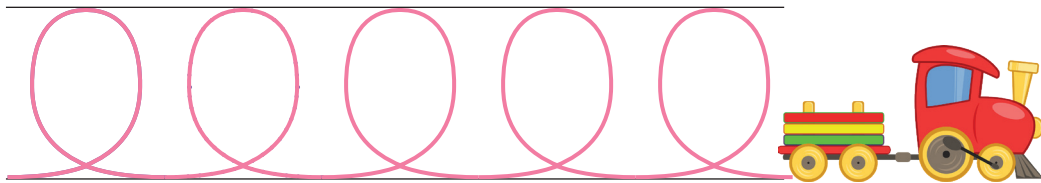




Correction



Reproduis le trajet du train.






Correction




Compte combien il y a d'animaux dans chaque case et entoure le bon chiffre.



1

2


3



1

2


3



1

2








3





Correction

Quels animaux vivent dans la forêt ? Colorie-les en vert !





### Imite un singe :

- 1 Mets-toi accroupis.
- 2 Mets tes bras sous tes aisselles.
- 3 Fais des bruits de singe !
- 4 Essaie d'avancer sans t'aider de tes mains.
- 5 Maintenant saute et remets toi dans la position du début.

