

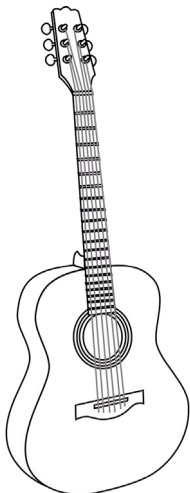






Correction



Colorie les dessins où tu entends le son [p].







Correction

**Avec ton index, montre et nomme les différentes parties du visage de la liste ci-dessous :**

*les oreilles - les joues - la bouche - les yeux - le nez*


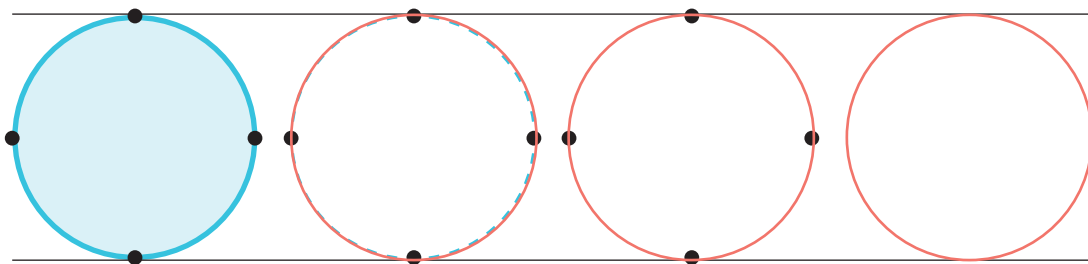
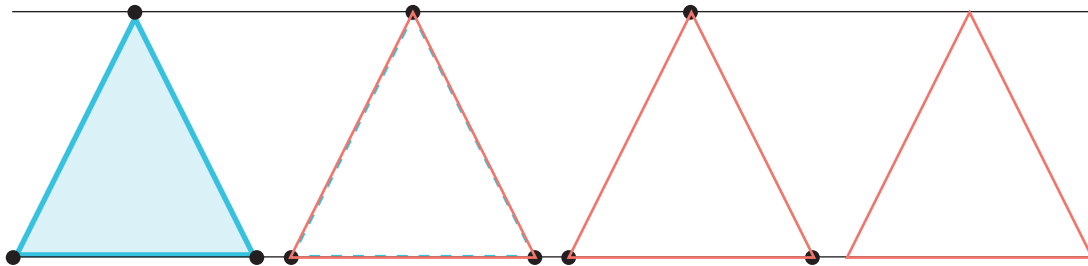
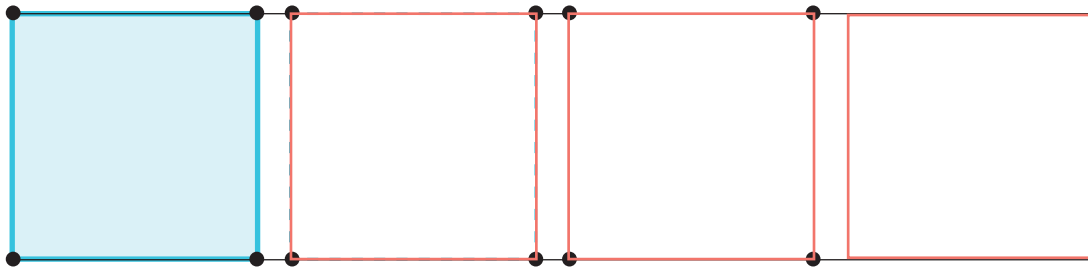




Correction





Trace les formes géométriques ci-dessous.





Correction


Prends un rouleau de papier WC ou d'essuie-tout. Tamponne des ronds sur l'illustration. Les formes deviennent des bulles.







Découpe les formes et amuse-toi à les arranger pour former différents dessins comme sur l'exemple !



Exemple : un sapin

